

ANNEXURE -I

Format of holding of specified securities

Name of Listed Entity: **JSW HOLDINGS LIMITED**
Scrip Code : **532642** Name of Scrip : **JSWHL** Class of Security : **Equity**

Share Holding Pattern Filed under : Reg.31(1)(b)

a. If under 31 (1)(b) then indicate the report for quarter ending : 31.12.2016

b. If under 31(1)(c) then indicate date of allotment/extinguishment: N.A.

Declaration: The Listed entity is required to submit the following declaration to the extent of submission of information:-

Particulars	Yes*/No*
1 Whether the Listed Entity has issued any partly paid up shares?	No
2 Whether the Listed Entity has issued any Convertible Securities or Warrants?	No
3 Whether the Listed Entity has any shares against which depository receipts are issued?	No
4 Whether the Listed Entity has any shares in locked-in?	No
5 Whether any shares held by promoters are pledge or otherwise encumbered?	No

* If the Listed Entity selects the option 'No' for the questions above, the columns for the partly paid up shares, Outstanding Convertible Securities/Warrants, depository receipts, locked-in shares, No of shares pledged or otherwise encumbered by promoters, as applicable, shall not be displayed at the time of dissemination on the Stock Exchange website. Also wherever there is 'No' declared by Listed Entity in above table the values will be considered as 'Zero' by default on submission of the format of holding of specified securities.

5 The tabular format for disclosure of holding of specified securities is as follows:-




Table I - Summary statement holding of specified securities

Category (I)	Category of shareholder (II)	Nos of shareholders (III)	No of fully paid-up equity shares held (IV)	No of Partly paid-up equity shares held (V)	No of shares underlying Depository Receipts (VI)	Total nos. shares held (VII) = (IV)+(V)+(VI)	Shareholding as a % of total no. of shares (calculated as per SCRR, 1957) (VIII) As a % of (A+B+C2)	Number of Voting Rights held in each class of securities (IX)			No of shares Underlying Outstanding convertible securities (Including Warrants) (X)	Shareholding, as a % assuming full conversion of convertible securities (as a percentage of diluted share capital) (XI)=(VII)+(X) As a % of (A+B+C2)	Number of Locked in shares (XII)		Number of shares pledged or otherwise encumbered (XIII)		Number of equity shares held in dematerialized form (XIV)	
								No of Voting Rights					Total as a % of (A+B+C)	No. (a)	As a % of total shares held (b)	No. (a)		As a % of total shares held (b)
								Class eg: X	Class eg: Y	Total								
(A)	Promoter & Promoter Group	23	68,17,058	-	-	68,17,058	61.42	68,17,058	-	68,17,058	61.42	-	-	-	-	NA	68,17,058	
(B)	Public	22,932	42,70,443	-	-	42,70,443	38.47	42,70,443	-	42,70,443	38.47	-	-	-	-	NA	40,41,489	
(C)	Non Promoter-Non Public	1	12,124	-	-	12,124	0.11	12,124	-	12,124	0.11	-	-	-	-	NA	12,124	
(C1)	Shares underlying DRs	-	-	-	-	-	-	-	-	-	-	-	-	-	-	NA	-	
(C2)	Shares held by Employee Trusts	1	12,124	-	-	12,124	0.11	12,124	-	12,124	0.11	-	-	-	-	NA	12,124	
	Total	22,966	110,99,625	0	0	110,99,625	100.00	110,99,625	0	110,99,625	0	0	0	0	0	0	108,70,671	





Table II - Statement showing shareholding pattern of the Promoter and Promoter Group

Category & Name of the shareholders (I)	PAN (II)	Nos of shareholder (III)	No of fully paid-up equity shares held (IV)	Partly paid-up equity shares held (V)	No of shares underlying Depository Receipts (VI)	Total nos. shares held (VII) = (IV)+(V)+(VI)	Shareholding as a % of total no. of shares(calculated as per SCRR, 1957) As a % of (A+B+C2) (VIII)	Number of Voting Rights held in each class of securities (IX)			No of shares Underlying Outstanding convertible securities (Including Warrants) (X)	Shareholding, as a % assuming full conversion of convertible securities (as a percentage of diluted share capital) (XI)=(VII)+(X) as a % of (A+B+C2)	Number of Locked in shares (XII)		Number of shares pledged or otherwise encumbered (XIII)		Number of equity shares held in dematerialized form (XIV)	
								No of Voting Rights					Total as a % of Total Voting Rights	No. (a)	As a % of total shares held (b)	No. (a)		As a % of total shares held (b)
								Class eg: X	Class eg: Y	Total								
(1) Indian																		
(B) Individuals/H.U.F		19	18,882	0	0	18,882	0.17	18,882	0	0	0.17	0	0.17	0	0	0	0	18,882
1 SAJJAN JINDAL	AADPJ5110D	1	100	0	0	100	0.00	100	0	0	0.00	0	0.00	0	0	0	0	100
2 SANGITA JINDAL	ADDPJ5071E	1	100	0	0	100	0.00	100	0	0	0.00	0	0.00	0	0	0	0	100
3 R K JINDAL & SONS HUF.	AACHR8177F	1	3,708	0	0	3,708	0.03	3,708	0	0	0.03	0	0.03	0	0	0	0	3,708
4 S K JINDAL AND SONS HUF.	AAPHS1426R	1	1,447	0	0	1,447	0.01	1,447	0	0	0.01	0	0.01	0	0	0	0	1,447
5 SAVITRI DEVI JINDAL	ACPPJ0130M	1	1,863	0	0	1,863	0.02	1,863	0	0	0.02	0	0.02	0	0	0	0	1,863
6 TANVI SHETE	AGCPJ0233G	1	100	0	0	100	0.00	100	0	0	0.00	0	0.00	0	0	0	0	100
7 TARINI JINDAL HANDA	AEEPJ0735P	1	100	0	0	100	0.00	100	0	0	0.00	0	0.00	0	0	0	0	100
8 PARTH JINDAL	AJJPJ6232H	1	100	0	0	100	0.00	100	0	0	0.00	0	0.00	0	0	0	0	100
9 ARTI JINDAL	ACYPJ7504Q	1	250	0	0	250	0.00	250	0	0	0.00	0	0.00	0	0	0	0	250
10 DEEPIKA JINDAL	AAFPJ2847R	1	1,356	0	0	1,356	0.01	1,356	0	0	0.01	0	0.01	0	0	0	0	1,356
11 NAVEEN JINDAL & SONS HUF	AAAHJ3831J	1	691	0	0	691	0.01	691	0	0	0.01	0	0.01	0	0	0	0	691
12 NAVEEN JINDAL	AALPJ2123N	1	664	0	0	664	0.01	664	0	0	0.01	0	0.01	0	0	0	0	664
13 P R JINDAL HUF.	AAEHP7501H	1	1,122	0	0	1,122	0.01	1,122	0	0	0.01	0	0.01	0	0	0	0	1,122
14 PRITHVI RAJ JINDAL	AALPJ2120R	1	2,097	0	0	2,097	0.02	2,097	0	0	0.02	0	0.02	0	0	0	0	2,097
15 SAROJ BHARTIA	AAIPB7610F	1	34	0	0	34	0.00	34	0	0	0.00	0	0.00	0	0	0	0	34
16 SHRADHA JATIA	AAGPJ9066R	1	1,257	0	0	1,257	0.01	1,257	0	0	0.01	0	0.01	0	0	0	0	1,257
17 SMINU JINDAL	AAGPJ1586N	1	1,381	0	0	1,381	0.01	1,381	0	0	0.01	0	0.01	0	0	0	0	1,381
18 TRIPTI JINDAL	ACXPJ7608J	1	1,256	0	0	1,256	0.01	1,256	0	0	0.01	0	0.01	0	0	0	0	1,256
19 URVI JINDAL	AGFPJ3837R	1	1,256	0	0	1,256	0.01	1,256	0	0	0.01	0	0.01	0	0	0	0	1,256
(b) Central/State Government(s)																		
(c) Financial Institutions/Banks																		
(d) Any Other (Specify)																		



Bodies Corporate		12	67,95,450	0	0	67,95,450	61.22	67,95,450	0	0	61.22	0	61.22	0	0	0	0	67,95,450
1	NALWA SONS INVESTMENTS LIMITED	AAACJ2734R	11,37,118	0	0	11,37,118	10.24	11,37,118	0	0	10.24	0	10.24	0	0	0	0	11,37,118
2	REYNOLD TRADERS PRIVATE LIMITED	AAACR5787N	100	0	0	100	0.00	100	0	0	0.00	0	0.00	0	0	0	0	100
3	JINDAL COAL PRIVATE LIMITED	AABCJ3799R	4,41,518	0	0	4,41,518	3.98	4,41,518	0	0	3.98	0	3.98	0	0	0	0	4,41,518
4	OPI TRADING PRIVATE LIMITED	AABCO9632N	8,22,673	0	0	8,22,673	7.41	8,22,673	0	0	7.41	0	7.41	0	0	0	0	8,22,673
5	HEXA TRADEX LIMITED	AACCH5334B	334	0	0	334	0.00	334	0	0	0.00	0	0.00	0	0	0	0	334
6	JSL LIMITED	AACCI1451F	4,33,828	0	0	4,33,828	3.91	4,33,828	0	0	3.91	0	3.91	0	0	0	0	4,33,828
7	DANTA ENTERPRISES PRIVATE LIMITED	AAECD9628G	8,22,672	0	0	8,22,672	7.41	8,22,672	0	0	7.41	0	7.41	0	0	0	0	8,22,672
8	GLEBE TRADING PRIVATE LIMITED	AAECG0208K	4,35,511	0	0	4,35,511	3.92	4,35,511	0	0	3.92	0	3.92	0	0	0	0	4,35,511
9	VINAMRA CONSULTANCY PVT LTD	AAECV5876E	10,56,249	0	0	10,56,249	9.52	10,56,249	0	0	9.52	0	9.52	0	0	0	0	10,56,249
10	VIRTUOUS TRADECORP PRIVATE LIMITED	AAECV7088E	8,22,673	0	0	8,22,673	7.41	8,22,673	0	0	7.41	0	7.41	0	0	0	0	8,22,673
11	JSW INVESTMENTS PRIVATE LIMITED	AAJCS2498G	100	0	0	100	0.00	100	0	0	0.00	0	0.00	0	0	0	0	100
12	SAHYOG HOLDINGS PRIVATE LIMITED	AAUCS2300N	8,22,674	0	0	8,22,674	7.41	8,22,674	0	0	7.41	0	7.41	0	0	0	0	8,22,674
Sub- Total (A)(1)			31	68,14,332	0	0	68,14,332	61.39	68,14,332	0	0	61.39	0	61.39	0	0	0	68,14,332
(2) Foreign																		
(a) Individuals (Non-Resident Individuals/ Foreign Individuals)			2	2,726	0	0	2,726	0.02	2,726	0	0	0.02	0	0.02	0	0	0	2,726
	ABHYUDAY JINDAL	AIEPJ2431J	1	1,256	0	0	1,256	0.01	1,256	0	0	0.01	0	0.01	0	0	0	1,256
	RATAN JINDAL	AASPI0852D	1	1,470	0	0	1,470	0.01	1,470	0	0	0.01	0	0.01	0	0	0	1,470
(b) Government			0	0	0	0	0	-	0	0	0	0	0	0	0	0	0	0
(c) Institutions			0	0	0	0	0	-	0	0	0	0	0	0	0	0	0	0
(d) Foreign Portfolio Investor			0	0	0	0	0	-	0	0	0	0	0	0	0	0	0	0
(e) Any Other (Specify)			0	0	0	0	0	-	0	0	0	0	0	0	0	0	0	0
Sub- Total (A)(2)			2	2,726	0	0	2,726	0.02	2,726	0	0	0.02	0	0.02	0	0	0	2,726
Total Shareholding of Promoter and Promoter Group (A)=(A)(1)+(A)(2)			33	68,17,058	0	0	68,17,058	61.42	68,17,058	0	0	61.42	0	61.42	0	0	0	68,17,058
Details of Shares which remain unclaimed may be given here alongwith details such as number of shareholders, outstanding shares held in demat/unclaimed suspense account, voting rights which are frozen etc.																		
Note:																		
(1) PAN would not be displayed on website of Stock Exchange(s).																		
(2) The term "Encumbrance" has the same meaning as assigned under regulation 28(3) of SEBI (Substantial Acquisition of Shares and Takeovers) Regulations, 2011.																		




Table III - Statement showing shareholding pattern of the Public Shareholder

Category & Name of the shareholders (I)	PAN (II)	Nos of shareholder (III)	No of fully paid-up equity shares held (IV)	Partly paid-up equity shares held (V)	No of shares underlying Depository Receipts (VI)	Total nos. shares held (VII) = (IV)+(V)+(VI)	Shareholding as a % of total no. of shares (calculated as per SCRR, 1957) As a % of (A+B+C2) (VIII)	Number of Voting Rights held in each class of securities (IX)			No of shares Underlying Outstanding convertible securities (Including Warrants) (X)	Total Shareholding, as a % assuming full conversion of convertible securities (as a percentage of diluted share capital) (XI)	Number of Locked in shares (XII)		Number of shares pledged or otherwise encumbered (XIII)		Number of equity shares held in dematerialized form (XIV)	
								No of Voting Rights					Total as a % of Total Voting Rights	No. (a)	As a % of total shares held (b)	No. (Not applicable) (a)		As a % of total shares held (Not applicable) (b)
								Class eg: X	Class eg: Y	Total								
(1) Institutions																		
(a) Mutual Fund/UTI	-	4	3,758	0	0	3,758	0.03	3,758	0	0	0.03	0	0	0	0	NA	0	3,758
(b) Venture Capital Funds	-	0	-	0	0	-	0.00	-	0	0	-	0	0	0	0	NA	0	0
(c) Alternate Investment Funds	-	0	-	0	0	-	0.00	-	0	0	-	0	0	0	0	NA	0	0
(d) Foreign Venture Capital Investors	-	0	-	0	0	-	0.00	-	0	0	-	0	0	0	0	NA	0	0
(e) Foreign Portfolio Investors	-	15	16,16,549	0	0	16,16,549	14.36	16,16,549	0	0	14.56	0	14.56	0	0	NA	0	16,16,549
1 THE INDIAMAN FUND (MAURITIUS) LIMITED.	AAACT4855D	0	2,86,560	0	0	2,86,560	2.58	2,86,560	0	0	2.58	0	2.58	0	0	NA	0	2,86,560
2 THE GREAT INDIAN TUSKER FUND	AAECT0749A	0	4,10,079	0	0	4,10,079	3.69	4,10,079	0	0	3.69	0	3.69	0	0	NA	0	4,10,079
3 STREAM VALUE FUND	AAQCS4646H	0	4,27,000	0	0	4,27,000	3.85	4,27,000	0	0	3.85	0	3.85	0	0	NA	0	4,27,000
4 AQUARIUS INDIA OPPORTUNITIES FUND	AAJCA8851D	0	1,46,285	0	0	1,46,285	1.32	1,46,285	0	0	1.32	0	1.32	0	0	NA	0	1,46,285
(f) Financial Institutions / Banks	-	22	9,568	0	0	9,568	0.09	9,568	0	0	0.09	0	0.11	0	0	NA	0	9,257
(g) Insurance Companies	-	0	-	0	0	-	0.00	-	0	0	0	0	0	0	0	NA	0	0
(h) Provident Funds/Pension Funds	-	0	-	0	0	-	0.00	-	0	0	0	0	0	0	0	NA	0	0
(i) Any Other (specify)	-	12	7,78,574	0	0	7,78,574	7.01	7,78,574	0	0	7.01	0	7.01	0	0	NA	0	7,77,312
Foreign Institutional Investors	-																	
1 SPARROW ASIA DIVERSIFIED OPPORTUNITIES FUND	AANCS3131Q	0	5,51,000	0	0	5,51,000	4.96	5,51,000	0	0	4.96	0	4.96	0	0	NA	0	5,51,000
2 ORANGE MAURITIUS INVESTMENTS LIMITED	AABCO0594R	0	2,25,495	0	0	2,25,495	2.03	2,25,495	0	0	2.03	0	2.03	0	0	NA	0	2,25,495
Sub- Total (B)(1)	-	53	24,08,449	-	-	24,08,449	21.70	24,08,449	-	-	21.70	-	21.70	0	0.00	NA	0	24,05,876



Table IV - Statement showing shareholding pattern of the Non Promoter-Non Public Shareholder

Category & Name of the shareholders (I)	PAN (II)	Nos of shareholder (III)	No of fully paid-up equity shares held (IV)	Partly paid-up equity shares held (V)	No of shares underlying Depository Receipts (VI)	Total nos. shares held (VII) = (IV)+(V)+(VI)	Shareholding as a % of total no. of shares(calculated as per SCRR, 1957) As a % of (A+B+C2) (VIII)	Number of Voting Rights held in each class of securities (IX)			No of shares Underlying Outstanding convertible securities (Including Warrants) (X)	Total Shareholding, as a % assuming full conversion of convertible securities (as a percentage of diluted share capital) (XI)=(VII)+(X) As a % of	Number of Locked in shares (XII)		Number of shares pledged or otherwise encumbered (XIII)		Number of equity shares held in dematerialized form (XIV)		
								No of Voting Rights					Total as a % of Total Voting Rights	No.	As a % of total shares held	No. (Not applicable)		As a % of total shares held (Not applicable)	
								Class eg: X	Class eg: Y	Total									
(1) Custodian/DR Holder	0	0	0	0	0	0	0	0	0	0	0	0	0	0	0	0	0	0	
(a) Name of DR Holder (if available)	0	0	0	0	0	0	0	0	0	0	0	0	0	0	0	0	0	0	0
(2) Employee Benefit Trust (Under SEBI (Share based Employee Benefit) Regulations, 2014)	0	1	12,124	0	0	12,124	0.11	12,124	0	12,124	0.11	0	0.11	0	0	0	0	NA	12,124
Total Non-Promoter - Non Public Shareholding (C)=(C)(1)+(C)(2)	0	1	12,124	0	0	12,124	0.11	12,124	0	12,124	0.11	0	0.11	0	0	0	0	NA	12,124

Note:

(1) PAN would not be displayed on website of Stock Exchange(s).

(2) The above format needs to disclose name of all holders holding more than 1% of total number of shares

(3) W.r.t. the information pertaining to Depository Receipts, the same may be disclosed in the respective columns to the extent information available.

